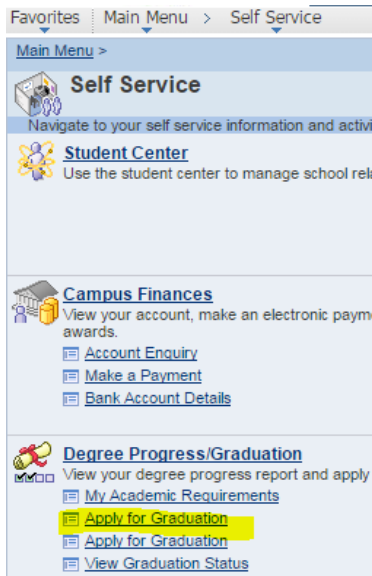


Manual Application Online Graduation/Completion

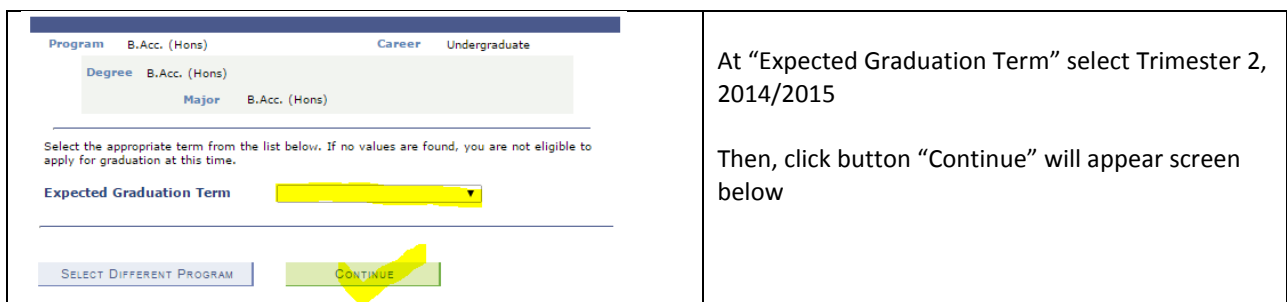
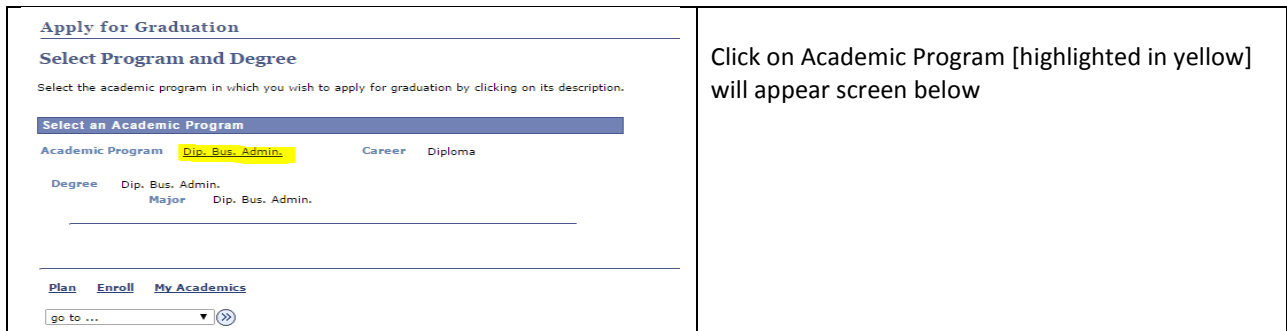
1. Login Camsys > Self Service > Student Center [refer the following notification]



2. Self Service > Apply for Graduation



Will appear screen below:



Apply for Graduation

Verify Graduation Data

Verify that all data is correct.

If the academic program/degree is not correct, click the Select Different Program button to select a different value.

If the term is not correct, click the Select Different Term button to select a different value.

If everything is correct, click the Submit Application button to continue the process.

Program Dip. Bus. Admin. Career Diploma

Degree Dip. Bus. Admin.
Major Dip. Bus. Admin.

Expected Graduation Term Trimester 2 - 2014/2015

SELECT DIFFERENT PROGRAM SUBMIT APPLICATION

SELECT DIFFERENT TERM

[Plan](#) [Enroll](#) [My Academics](#)

go to ...

Click button "Submit Application" will appear screen below

Apply for Graduation

Submit Confirmation

You have successfully applied for graduation.

[Plan](#) [Enroll](#) [My Academics](#)

go to ...

Completed

3. To view application status: Self Service > View Graduation Status

Self Service

Navigate to your self service information and activities.

Student Center
Use the student center to manage school related ac

Campus Finances
View your account, make an electronic payment, vie awards.

- Account Enquiry
- Make a Payment
- Bank Account Details

Degree Progress/Graduation
View your degree progress report and apply for gra

- My Academic Requirements
- Apply for Graduation
- Apply for Graduation
- View Graduation Status**

Click on View Graduation Status – will appear screen below

Graduation Status

Program: B.Acc. (Hons)
MULTIMEDIA UNIVERSITY | Undergraduate

Degree: B.Acc. (Hons)	Status: Applied for Graduation
Major: B.Acc. (Hons)	Expected Graduation Term: Trimester 2 - 2014/2015

End